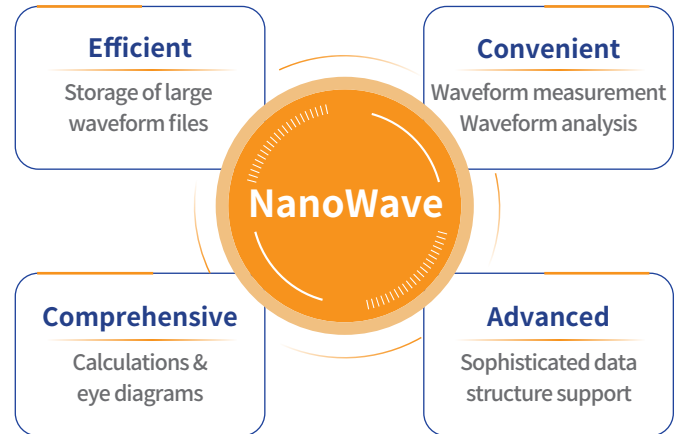
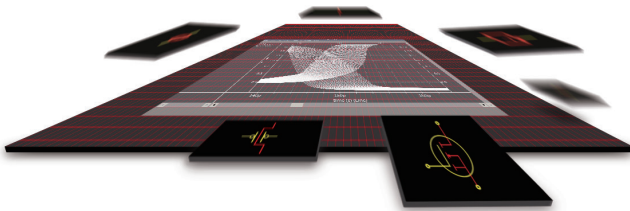


High Capacity Waveform Viewer

Introduction

NanoWave is a high-performance and high-capacity waveform viewer developed and optimized for Primarius NanoSpice simulators. With advanced framework featured by state-of-the-art software development technology, NanoWave is optimized to efficiently load and display high-capacity database with an array of features to display, measure, analyze and debug simulation results.



Key Advantages

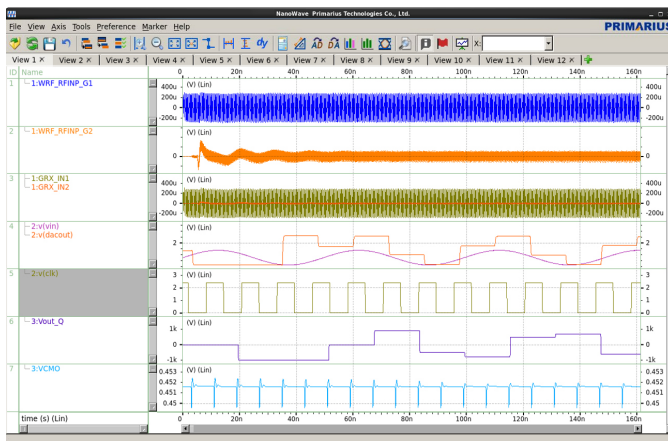
- **Ease of use**
 - Fast loading and browsing (fully operational in seconds after loading)
 - Large number of data points (100M+ points)
 - Large waveform size (500GB+ waveform file)
 - Large waveform files (100K+MC)
 - Fully compatible data formats and analysis features
 - Rich calculator functions for signal post-processing
- **Versatility**
 - Input data format and analysis capabilities are compatible with standard design flow
 - Directly replaces other waveform tools for circuit simulation results viewing and analysis

Specifications

- Supports standard SPICE simulation analysis
- Supports NWF/FSDB/PSF(ASCII and Binary)/TRO(ASCII) format
- Advanced compression algorithm
- Efficient storage of large waveform files
- Supports Tran/AC/DC analysis
- Supports save and reuse waveform Session
- Comprehensive calculator for various waveform calculation & analysis
- FFT/DFT analysis tool box
- Eye diagram/statistical eye diagram analysis tool box
- Analog to digital signal conversion tool box
- Histogram analysis tool box
- Intuitive graphic functions for waveform display & analysis

Application Examples

Waveform Display & Analysis



Waveform Calculation & Analysis

